

Holidays are a great time to connect with your child in a variety of ways. As the child's first and most important instructor, you can encourage him or her to participate in a variety of educational activities at home and foster his or her desire to study.





Social Skills

Life Skills

Language  
Skills

A superhero





## **Linguistic Development**

**Make your home a place for reading**

***A Book is a child's best friend.***

Develop a love for reading and listening to stories. Suggested series of story books for reading:

- Pepper <https://www.bookywooky.in/product/pepper-goes-to-the-doctor/>
- Bruno <https://www.youtube.com/watch?v=Oedx5NOPH5Q>
- Bubbles <https://www.youtube.com/watch?v=gTkWfxj3zcA>

Encourage your child to read three or four lettered words from the story book. Also read any moral story to the child and help him/her in understanding the value of helping and sharing with each other.

Prepare your child to share the same with actions and expressions during story narration session supported by props of characters (using waste material) to be conducted after the Vacations.

**Story Time:** Narrate the following story to your child , ask to recall some characters and incidents of the story.

**Underline the sight words in the story given below.**

**Find out 12 sounds from the given story.**

**Story- The Amazing Pumpkin**

<https://www.youtube.com/watch?v=hQgawoi4oA8>

### **NOTE:**

**Speaking Skill Activity** : Prepare your ward to speak 5-7 lines on any 1 fruit/vegetable. It will be conducted in the month of **July**.



Name: \_\_\_\_\_

Date: \_\_\_\_\_

## Story- **The Amazing Pumpkin**

Underline the sight words in the given story  
(in, on, the, is, a, of, and)

One spring morning Jan and Scott headed out to the field with a shovel and some pumpkin seeds. "Dig in the dirt here", Jan told Scott, Scott planted the seeds in the hole and Jan covered them with the dirt. Soon our seeds will begin to grow into a pumpkin. I can't wait, he said excitedly. Summer arrived and the days turned hot. Light and warmth from the sun helped the pumpkin plant grow roots and blossoms, water the plants Scott told Jan, As she watered, they heard a tiny voice. Thank you it said. Did you say something? the surprised children asked each other. Jan and Scott began to look around the pumpkin patch. They saw a small fruit poking out from under the leaves. "You don't think the pumpkin said that, do you? Scott asked. I don't know said Jan." "How strange" The children returned each day to check on their pumpkin, hoping to hear the voice again. They watered the pumpkin when it was dry and weeded the patch so it could grow freely, but they didn't hear any voices. One fall day, the children heard another voice. I'm ready it said. "who's ready?" they asked curiously. "I am ready." It's time for the harvest. Said the voice. "But, who are you?" Jan asked. It's me, silly, Your Pumpkin, it said. The children couldn't believe it. Cut my stem and take me home, the pumpkin told them. Let's make you into a "Jack -O-Lantern for Halloween" said the children excitedly. Sure I'll be the best. "Jack-o-Lantern ever" replied the pumpkin and they all went home.



**Life Skills Activities:**

1. Table Lay Out: From putting a napkin in their lap to clearing their plate off the table and everything in between, the child should learn the table manners.
2. Be a folding helper: Take help from mum to fold your clothes and become a folding helper at home.
3. Cupboard Helper: Sit with mum and organize your cupboard nicely and neatly.
4. Laying the shoe rack: Take help from the elder, clean your shoes properly and keep it well organized in your rack.
5. Fresh squeezed lemonade: Squeeze the lemons, add some syrup and mix the lemonade. Serve it to your parents and grandparents to be at the summer heat.





**Social Skills Activities:**

1. Help your mum: "Ask not what your mother can do for you, Ask what you can do for your mother." Be kind and help your mum in the house hold chores like helping her serve food, laying the table, cleaning the bed, etc.
2. Good Choices: Take a printout of Picture given below and solve the worksheet.
3. Colour the good choices with red.





Name: \_\_\_\_\_

Date: \_\_\_\_\_

**COLOUR THE GOOD CHOICE**

Colour the good choice with Red



Listening



Being messy



Helping others



Swinging my chair



Raising my hand



Calling out



Always trying my best



Pushing others



Saying thanks



Stealing



Being kind



Following instructions



Hurting others



Not listening



Keeping my things tidy



Throwing things



Sitting nicely in my chair



Bullying



Sharing



Not doing my best work




Name: \_\_\_\_\_

Date: \_\_\_\_\_

Worksheet-1

Let's make some new *words from Group I & II*





Name: \_\_\_\_\_

Date: \_\_\_\_\_

Worksheet-2  
Picture Blending




p / n / e \_\_\_\_\_



t / c / a \_\_\_\_\_



e / n / h \_\_\_\_\_



d / s / a \_\_\_\_\_



n / t / e \_\_\_\_\_




Name: \_\_\_\_\_

Date: \_\_\_\_\_

Worksheet-3

**MATHS**

\*Number Value activity -Counting is the building block of mathematics as the meaning attached to counting is the key conceptual idea on which all other number concepts are based. In this activity children will prepare 5 corn cobs(either using clay or paper cutouts). They will then paste as many corn kernels (can be made using clay or small news paper balls) on the corn cob as per the number mentioned under each corn cob. This activity can be done either on chart paper, newspaper or any card board according to the availability it will help children recapitulation and recognition of numbers.





Name: \_\_\_\_\_

Date: \_\_\_\_\_

**Worksheet-4**  
**Fine Motor Activity**

Make your string with the help of 50 macaroni/pasta beads count and make it colorful



**Fine Motor activities involve using the smaller muscles in of the hands, fingers and wrist to perform tasks that requires precision and Co-ordination.**



Name: \_\_\_\_\_

Date: \_\_\_\_\_

### Worksheet-5

### Myself activity

At this age kids are very curious about themselves, so let's help them do an activity to make them learn more about themselves.

Prepare an album which includes everything about him/her.

- I am.....(paste your picture)
- These are my hand prints.....(print your hands)
- My favorite color is.....(scribble using the colour)
- I love to do.....(paste a picture)
- I know my phone number.....(write the number)

# All About ME!

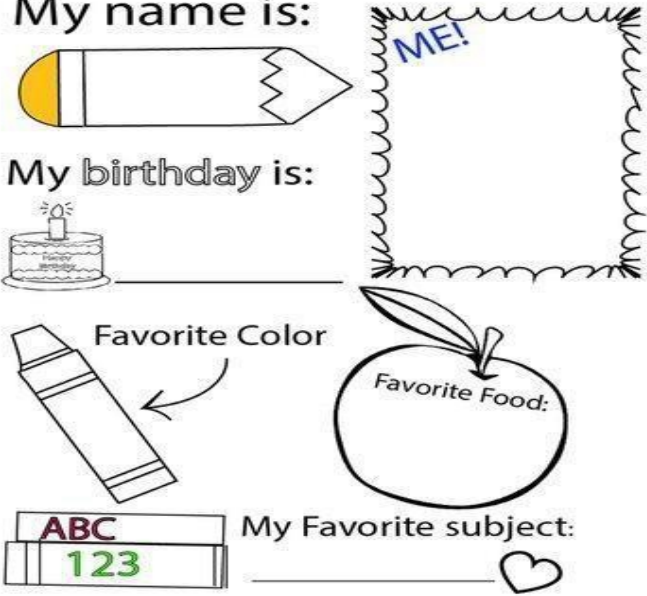
My name is: \_\_\_\_\_

My birthday is: \_\_\_\_\_

Favorite Color \_\_\_\_\_

Favorite Food: \_\_\_\_\_

My Favorite subject: \_\_\_\_\_



*ME!*

*ABC*

*123*

*Favorite Food:*

*My Favorite subject:*



Name: \_\_\_\_\_

Date: \_\_\_\_\_

### Worksheet-6

#### ACTIVITY : FUN WITH COLOURS

Draw different shapes on different drawing sheets and do the suggestive printing in them.

Onion printing in a circle.

Sponge printing in a square.

Leaf printing in a rectangle.

Lady finger printing in a diamond.

Crumpled paper printing in a triangle.





### Language Skills Activities:

	Assignment	Practice
English	Revision of cluster-1 & 2 words(it, pit, sit, tin, pin, pick, tick, stick, set, pet, track, map, mat, hen, kid, rack, cat, kite, den, tent, dip, rest, ram, can)	3times
	Read and practice sight words daily	
Mathematics	Write Forward Counting 1–30	3times
	Reverse Counting 20–0	3times
	Number Names(One –Twenty)	3times
Hindi	स्वर: अ से अ: दोहराई	5times
EVS	Read and practice Sense organs, Body parts	2times



# Happy Summer!!!

MAY THE HOLIDAY SEASON FILL YOUR HOME WITH JOY,  
YOUR HEART WITH LOVE AND YOUR LIFE WITH LAUGHTER..

WISH YOU GOOD HEALTH AND  
QUALITY TIME THIS SUMMER!!

