

HOLIDAY
HOMEWORK (2024)
CLASS- PRE NURSERY



Name: _____

Class: Pre School _____

TEARING AND PASTING


Tear the coloured paper (mango colours) and paste in the picture given below:



Name: _____ Class: Pre School _____

STANDING LINE

Trace the line (from top to bottom) and colour the mangoes.

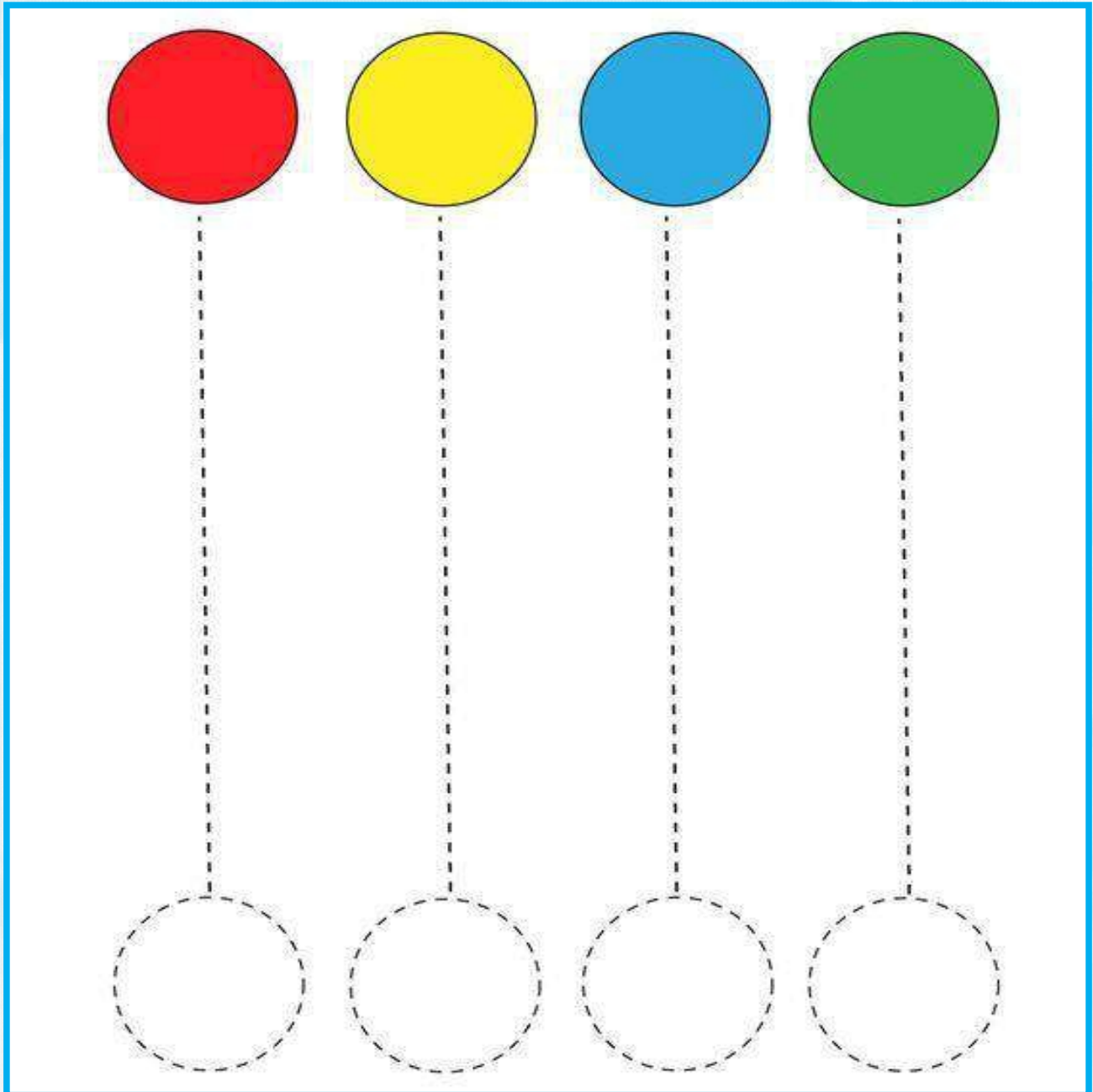


Name: _____

Class: Pre School _____

STANDING LINE

Trace the line (from top to bottom) and colour the circles.




Name: _____

Class: Pre School _____













STANDING LINE

Trace the line (from top to bottom).



Name: _____ Class: Pre School _____


Look at each pattern. Complete the pattern and colour the fish accordingly.

Name: _____

Class: Pre School _____


Colour the objects that are circular in shape.



Name: _____

Class: Pre School _____

Trace the line and colour the circles.








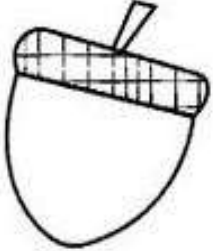

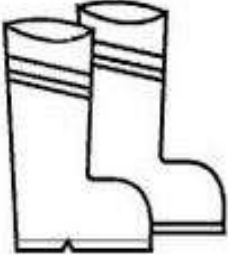








Name: _____

Class: Pre School _____

BIG AND SMALL

Circle the object that is big in each box.


 	 
 	 
 	 
 	 

Name: _____

Class: Pre School _____

BIG AND SMALL

Colour the big object using red colour and small objects with yellow colour in each box.



Name: _____

Class: Pre School _____

BIG AND SMALL

Colour the fish. Cut them and paste the **BIG** /**SMALL** fish in the aquarium.

