



### General Instructions for Holiday Homework

1. Complete your homework neatly and on time.  
Use clean sheets, maintain proper margins, and write legibly.
2. Revise all concepts taught in class so far to stay in touch with your subjects.
3. Be creative! Add drawings, charts, or pictures wherever possible to make your work interesting.
4. Set a daily routine — spend a little time each day on your homework instead of leaving it all for the end.
5. Keep your work organized — make sure everything is compiled properly for submission on the reopening day.
6. Follow cleanliness and safety rules at home and while going out.





## ENGLISH

### General Instructions:

All the students are supposed to do the given assignment and activity adhering to the specific instructions given for each.

Use your creativity to make your activity visually engaging by adding captions, phrases, idioms, pictures and colours.

1. Solve Practice Worksheet 3 (from the worksheet booklet) in your grammar notebook.
2. Based on the novel *David Copperfield*, draw character sketches of -

**David Copperfield**

**Another character of your choice from the novel**

Put yourself in place of those characters and say what would you have done differently if you were in place of these characters, and why.

Also, draw or stick pictures of these two characters.

**(To be done on an A3 sheet).**

**3. Transform your favourite character into a puppet:** Prepare a hand puppet / finger puppet / sock puppet / stick puppet of your favourite character from the novel or any other book of your choice and **compose a story** based on that character in your own words. You may also include additional characters. The story is to be narrated in the class in 2-3 minutes and the presentation will be considered to be a part of your internal assessment. (Links shared for reference)

[https://youtu.be/Ef6L7d\\_ognI?feature=shared](https://youtu.be/Ef6L7d_ognI?feature=shared)

<https://youtu.be/0sHP-OSjNxw?feature=shared>

<https://youtu.be/esaDQhIPuUs?feature=shared>







## HINDI

1 . गर्मी की छुट्टियों के दौरान तेनालीरामन की कहानियाँ नामक पीडीएफ में से कम से कम 10 कहानियाँ पढ़िए और उन कहानियों को पढ़कर हर कहानी का नाम और सारांश (8 -10 पंक्तियाँ) अपनी हिंदी की कॉपी में सुलेख के रूप में सुंदर और स्पष्ट शब्दों में लिखिए।(10 पृष्ठ)

[file:///C:/Users/admin/Downloads/Tenaliram%20Ki%20Anokhi%20Duniya%20%20\(Hindi\).pdf](file:///C:/Users/admin/Downloads/Tenaliram%20Ki%20Anokhi%20Duniya%20%20(Hindi).pdf)

2. रामधारी सिंह 'दिनकर' की कालजयी रचना "रश्मिरेथी" में से "कृष्ण की चेतावनी" कविता पढ़िए तथा 10 पंक्तियाँ याद कीजिए और वीडियो बनाकर अपनी हिंदी अध्यापिका को साझा कीजिए। यह काव्य न केवल आपको कर्ण जैसे महान पात्र से परिचित कराएगा, बल्कि आपको जीवन में त्याग, सम्मान, दया और न्याय के महत्व को समझने में भी सहायता करेगा।

जब नाश मनुज पर छाता है, पहले विवेक मर जाता है।  
हरि ने भीषण हुंकार किया, अपना स्वरूप विकराल किया।  
डगमग-डगमग दिग्गज डोले, भगवान कुपित होकर बोले—  
"जंजीर बढ़ा कर साथ मुझे, हाँ-हाँ दुर्योधन! बाँध मुझे।  
यह देख गगन मुझमें लय है, यह देख पवन मुझमें प्रवह है,  
मुझमें ही दीपक की ज्योति, मुझमें ही छाया, दीप-धवल,  
मुझमें ही भू, नभ और पाताल, मुझमें ही जीवन, मृत्यु और काल।"  
"सब जन्म मुझी से पाते हैं, फिर लौट मुझी में आते हैं।  
जड़ और चेतन, दृश्य-अदृश्य, जो कुछ है, सब मुझमें विलय।  
वाणी में तूण उठा न सके, मुझको वरुण न जकड़ सका,  
मुझको यम भी पकड़ न सका, हरी थर-थर देवता काँपे,  
संसृति-सागर समीर सूखे, बृहस्पति भयभीत हुए हैं,  
ऋषिगण अवाक्, मुनि मूक हुए।"" मैं क्रोधानल में दग्ध हुआ,  
सब लोक-लोक के होश उड़े, पद कंपित होकर घूम उठा,  
ब्रह्माण्ड चक्कर खा गिरा। यह देख दशा मेरी, गूँगे!  
अब भी क्या चाहोगे जीना? जब मैं नाशक के रूप धरूँ,  
कुत्सित जीवों का मोह हरूँ।"" रण-भेरी बजती जाती है,  
टंकार तुम्हारी होती है, फिर शांति कहाँ से आयेगी?  
जब धर्म मारकर सोयेगा, तब अधर्म यहाँ रोयेगा।"  
"रथ छोड़ पार्थ फिर आयेगा, रण-भू पर शंख बजायेगा।  
तब ध्वस्त नगर भी देखोगे, और अपनों का रुदन सुनोगे।  
स्मरण तुम्हें तब आयेगा, जब मैं यह समझाने आया था।"  
"अब भी समय है, चेतो रे! वरना रण की आग जलेगी।  
फिर शांति नहीं, केवल विनाश, केवल आँसू, केवल हाहाकार।"






### 3. भारत के प्रसिद्ध वीर सैनिक

भारत के प्रसिद्ध सैनिकों के जीवन और बलिदान के बारे में जानकारी एकत्रित करिए और प्रत्येक के विषय में 50 -60 शब्दों में अनुच्छेद लिखिए ।

\*लिखित कार्य के लिए सैनिक:\*



1. मेजर सोमनाथ शर्मा
2. कैप्टन विक्रम बत्रा
3. फील्ड मार्शल सैम मानेकशॉ
4. कैप्टन अनुराधा राणा

प्रसिद्ध सैनिकों पर लेख लिखने के लिए बिंदु

1. जन्म और परिवार
2. पढ़ाई और शिक्षा
3. भारतीय सेना में भर्ती
4. युद्ध में भागीदारी
5. वीरता और बलिदान
6. सम्मान

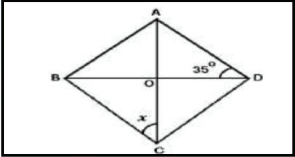
1. सभी कार्य साफ-सुथरे ढंग से अपनी उत्तर पुस्तिका में लिखिए ।
2. लेखन साफ व सुव्यवस्थित हो ।
3. जहाँ आवश्यक हो, वहाँ चित्र भी बनाएँ या चिपकाएँ।
4. मौलिकता का ध्यान रखिये ।





## MATHS

Q1. Solve Revision worksheet ( Compulsory for all .)

1.	What is the next number in the sequence: 1, 4, 7, 10, 13?
2.	Find the product of $(1+\frac{1}{12}) (1+\frac{1}{13}) (1+\frac{1}{14}) (1+\frac{1}{15}) \dots (1+\frac{1}{20})$
3.	Find the missing number : $175 \times \dots = (35)^2$ ?
4.	Find a number whose double is 45 greater than its half .
5.	How many parallelograms are there in regular hexagon ?
6.	Find the value of x in 
7.	If the sum of interior angles of a polygon is $1080^\circ$ , then how many sides does a polygon have ?
8.	If a polygon has 27 diagonals, then how many sides does it have ?
9.	If $9^x + 9^x + 9^x = \frac{1}{243}$ , then find the value of x .
10.	Convert $(0.123 + 0.025)$ into percentage .

Q2. Visualising Solid Shapes (Make the given shapes as per the roll number assigned .)

MATERIALS REQUIRED :-

- Paper straws/Plastic straws
- Scissors
- String or yarn
- Tapestry needle (optional)

Write the number of faces, vertices , edges and verify using Euler's Formula .

Objective :

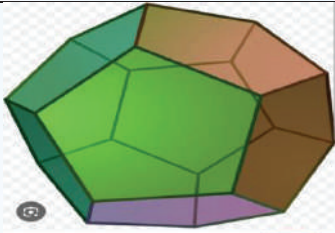
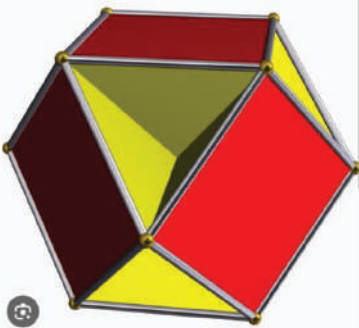
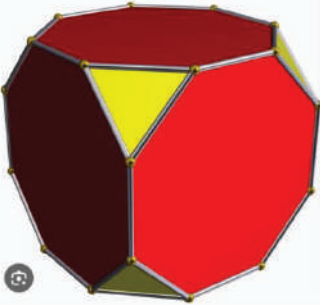

Students will be able to describe the features of polyhedron using mathematical vocabulary.

ROLL NO :	SHAPES	FIGURE
-----------	--------	--------







1 to 8	Dodecahedron		
9 to 16	Cubooctahedron		
17 to 24	Truncated tetrahedron		
25 to 32	<ul style="list-style-type: none"> <li>Octahedron</li> </ul>		





## SCIENCE

### ACTIVITY (Compulsory for all the students)

1. Some mushrooms are edible fungi. Perform this activity on mushrooms and prepare a project using A-4 size sheets (not more than 6 sheets) and handmade folder with the following parameters:

- ❖ Scientific name
- ❖ Structure
- ❖ Nutritional value
- ❖ 5 health benefits of mushroom
- ❖ Cultivation of mushroom on large scale in India



#### Activity –

- (a) Take a large sized mushroom (as large as possible)
- (b) Cut off its stalk and place it gently, face down on square card board piece covered with paper.
- (c) Do not exert pressure on the mushroom and cover it with a glass bowl. Leave it for 3-4 days.
- (d) Thereafter remove the glass cover on the mushroom and click a picture of the pattern of spores obtained on the card board. (You can also click pictures of the entire activity and paste them on the folder)
- (e) Paste the picture on the project sheet.

### POWER POINT PRESENTATION (Compulsory for all the students)

2. To make a Power Point Presentation on the topic ‘Single cell Proteins’ (SCP)

#### ● Guidelines for presentation

- The presentation should contain maximum 10 slides. (excluding introductory slide)
- It should include introduction, concept, working or application of the given topic.
- Students have to write their name, class, section and roll no. on the introductory slide.
- Prepare the presentation thoroughly for internal assessment evaluation.


3. Prepare the **working model** according to the roll numbers mentioned below –

### ROLL NO 1 – 10

To make a **SELF – CLEANING BOT**

Materials required –

CLASS VIII







- ❖ DC Motor
- ❖ 9V Battery
- ❖ Connector
- ❖ Ice cream sticks
- ❖ 5 bottle caps
- ❖ Pacifier stick


Please visit the following link for the preparation of working model –

<https://youtu.be/TkD1h8NSsCg?si=LJp-w0kJ1DOJJTVg>

### ROLL NO 11 – 20

To prepare a working model on **The Periodic Table** as shown in below given video.

<https://youtu.be/roqOJYKr7FM?si=d82tCDongjUTJZND>

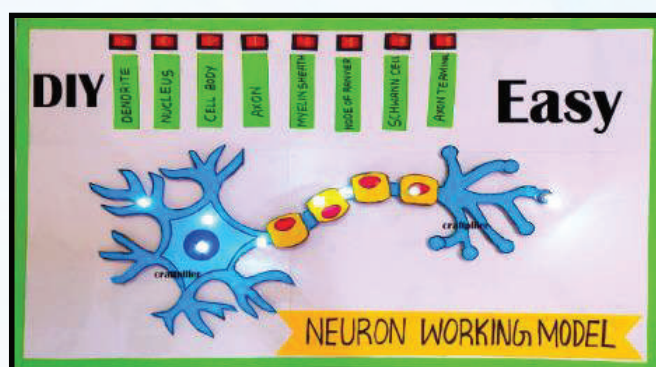






## ROLL NO 21 – 30

To make a working model of **neuron** as shown in the video given below –



<https://youtu.be/6d5I27wvFnM?si=H2xExaZK6cbgUI76>

(Materials required are mentioned in the link given above)

### 4. HOLIDAYS HOMEWORK WORKSHEET (Compulsory for all the students)

- **Note – This worksheet is to be done by all the students. Kindly take the print out and solve in your Science notebook.**

**Q1.** Write one example of each of

- a metal that is so soft that, it can be cut with a knife and a non-metal which is the hardest substance.
- metal and non-metal which exist as a liquid at room temperature.

**Q2.** Mention the names of the metals for the following:

- Two metals that are alloyed with iron to make stainless steel.
- Two metals which are used to make jewellery.

**Q3.** Name the following-

- A lustrous coloured non-metal.
- A metal that is a poor conductor of heat.
- A metal which is preserved in kerosene.
- A metal that will melt at room temperature when kept on a palm.

CLASS VIII





**Q4.** Given reasons:

- (a) Platinum, gold, and silver are used to make jewellery.
- (b) Metals like sodium and potassium are stored under oil.

## SOCIAL SCIENCE

1. On the political map of India mark the states where different soils can be found like Red soil, alluvial soil, sandy soil, loamy and clayey soil, peaty and forest soil, laterite soil and mention the major crops grown in a particular soil..( To be done by all students)
2. Complete the worksheet of History Ch – Company Power in your notebooks given in the worksheet booklet.

### 3. Case study: The Indigo Revolt of Bengal

Throughout history, one of the most popular cloth dyes was the blue dye produced from the indigo plant. Indian indigo was famous for the rich blue color it imparted to the cloth. To meet the demand for indigo, the British forced farmers in India to grow indigo in the place of food grains. However, cultivating indigo made the soil infertile, and land on which Indigo had been grown could not be used to grow food crops later. Hence the Indian farmers resisted cultivating indigo. But the British indigo planters (farmers) forced them to do so. The peasants of Bengal were the worst affected by this policy. They eventually refused to obey the British and rose in rebellion. Farmers who refused to grow indigo were persecuted by the British indigo planters. In 1859, Bengal witnessed a massive uprising against those planters. The rioters attacked indigo factories and the houses of the planters.

Dinabandhu Mitra wrote his famous novel Neel Darpan to highlight the plight of the workers in indigo farms.

The revolt ended when the colonial administration announced the appointment of an independent commission to investigate the practices of indigo planters and recommend reforms.

Several such peasant revolts occurred during the hundred years of Company rule but they dissipated and did not ultimately pose a great threat to the British rule.

Answer the following questions

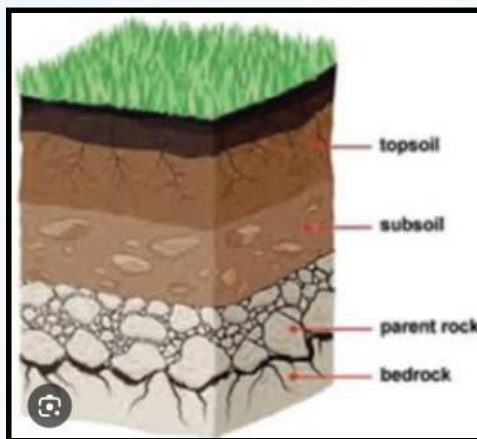
- Q1. What was the reason of Revolt?
- Q2. Why farmers resisted in cultivating indigo?
- Q3. \_\_\_\_\_ wrote his famous novel \_\_\_\_\_ to highlight plight of workers in indigo farms.
- Q4. Did the revolt pose a threat to the British rule. Give reason to support your answer.







4. Make a chart a soil profile which would represent different layers of soil and explain .( Roll no 1-10)



4. Make a chart on Colonisation and tribal societies- Choose and 1 from the options given below-(11-20)

- The Kol Rebellion
- The Santhal's Rebellion
- Birsa Munda and Munda Revolt
- Khasis And Jantia Rebellion
- Assam Rebellion

(The chart should include atleast 5 pictures, Place of revolt, problems faced by people of that area and actions taken by Britishers to suppress the revolt.)

5. Make a presentation on any of the natural disasters , its causes, its effects and what actions were taken to help the victims. ( The number of slides should not be more than 10 and mail the ppt with the name of the student and roll number mentioned on email ID [kp.smitajagtyani@asterinstitutions.com](mailto:kp.smitajagtyani@asterinstitutions.com)) Roll no (21-32)

**Note:**

- Map work will be put in the folder.
- Case study to be completed in A4 sheets and to be put in the folder.
- Kindly label the folders properly with name , class and section.
- Worksheet to be done in notebook only.





## COMPUTER

### 1. Project: "E-commerce" Website

**Objective:** To design and develop a fully functional e-commerce website that enables users to browse products, add items to a shopping cart, and complete secure online transactions.

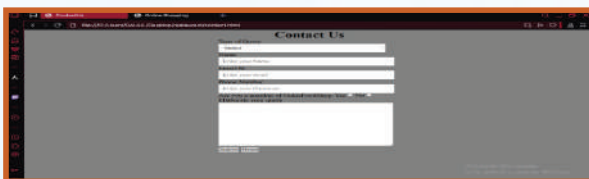
The website should be created using **HTML** and **CSS** to structure and style the content.

**Requirements:**

**Website Structure:** Your website should include at least two pages:

- **Home Page:** Introduce the topic, with images, menus and a brief overview.
- **Contact Us Page:** A contact form or details on how to get in touch with you. (contact details with email, Fax, mobile no. and address etc.).

You can refer to different e-commerce websites for inspiration and reference.



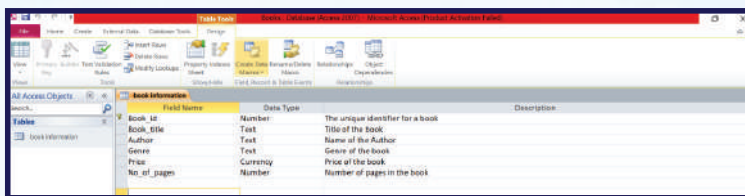
### 2. Complete Worksheet 2 from Chapter 2: 'Log on to Access' in Computer notebook.

### 3. MS Access:

Open MS Access, select a blank database and name it as 'Books'. Add the following fields in the table using Design view.

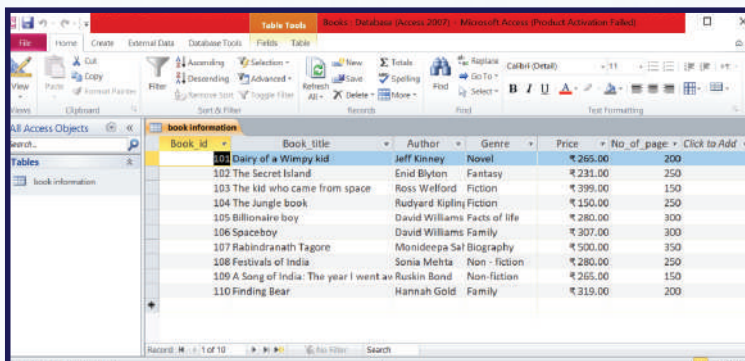




Field Name	Data Type	Description
Book_id	Number	The unique identifier for a book
Book_title	Text	Title of the book
Author	Text	Name of the Author
Genre	Text	Genre of the book
Price	Currency	Price of the book
No_of_page	Number	Number of pages in the book

Assign a primary key to Book\_id field and enter ten records.



Book_id	Book_title	Author	Genre	Price	No_of_page
101	Dairy of a Wimpy kid	Jeff Kinney	Novel	₹ 265.00	200
102	The Secret Island	Enid Blyton	Fantasy	₹ 231.00	250
103	The kid who came from space	Rosa Welford	Fiction	₹ 399.00	150
104	The Jungle book	Rudyard Kipling	Fiction	₹ 150.00	250
105	Billionaire boy	David Williams	Facts of life	₹ 280.00	300
106	Spaceboy	David Williams	Family	₹ 307.00	300
107	Rabindranath Tagore	Monideepa Sal	Biography	₹ 500.00	350
108	Festivals of India	Sonia Mehta	Non-fiction	₹ 280.00	250
109	A Song of India: The year I went to	Ruskin Bond	Non-fiction	₹ 265.00	150
110	Finding Bear	Hannah Gold	Family	₹ 319.00	200

1. Sort the table in the ascending order according to Book\_title field.
2. Filter the records and display only those whose price > 250 and price < 400.
3. Search for the record of a particular Book\_id like Book\_id = 105.

Kindly share the holiday homework with the respective teachers. Their email addresses are listed below.

- Section: A and B - [kp.payalgupta@asterinstitutions.com](mailto:kp.payalgupta@asterinstitutions.com)
- Section: C - [kp.aanchalbansal@asterinstitutions.com](mailto:kp.aanchalbansal@asterinstitutions.com)
- Section: D - [kp.sayanimitra@asterinstitutions.com](mailto:kp.sayanimitra@asterinstitutions.com)





## FRENCH

### Class 8th French holiday homework –

Make a comic strip (Bande dessinée) of an interesting incident

Instructions:

- It has to be done on an A4 size sheet.
- Work to be done in neat handwriting.
- Make it decorative and presentable.

## SANSKRIT

- 1-प्रार्थना में आए श्लोक अर्थ सहित कंठस्थ कीजिए।
- 2- नई दीपमणिका : पाठ 1, याद कीजिए।
- 3-माता व राजा के शब्द रूप और पठ के धातु रूप विधिलिङ् लकार याद कीजिए।
- 4-संस्कृत व्याकरण-पर्यायाः विपर्यया लिखिए व याद कीजिए।
- 5-'मम विद्यालय' विषय पर 10 वाक्य संस्कृत में लिखिए व याद कीजिए।

## ART

Art is the journey of a free soul. Art helps us see the world differently."

This holiday homework is a chance to experiment, reflect, and create the works that speak your thoughts. Let's dive into the world of creativity and create something meaningful and unique.

1. Drawing - Perspective Based Architectural Design
2. Craft - Newspaper Craft

Please find the detailed Holiday Homework and activity instructions in the PDF linked below. Make sure to follow the guidelines and enjoy the creative process!

[Click on the link to view/download the Holiday Homework PDF]

[https://drive.google.com/file/d/1GRV61gEtTH2Xft5ATRmPRRUzXTiCoX/view?usp=drive\\_link](https://drive.google.com/file/d/1GRV61gEtTH2Xft5ATRmPRRUzXTiCoX/view?usp=drive_link)







F1.

Gesund essen mit Emil

Hallo, ich bin Emil. Leider habe ich zu viel Süßes gegessen und Karies bekommen. Nun möchte ich gesünder essen. Kannst du mir dabei helfen?

Wähle das gesündere Essen für Emil aus. Male es mit Farbstift an.

Weintrauben

Würstel

Pommes

Käse

Milch

Lolli

Emil möchte einkaufen gehen. Streiche das ungesunde Essen durch.

Eis

2 Gurken

eine Schachtel Eier

Schokolade

4 Apfel

Weißbrot

Himbeersaft

Salat

Chips

einen Sack Kartoffeln

Wurst

Gummibären


F2.

Konjugation (Modal verben)

	können	wollen	sollen	dürfen	müssen	mögen
ICH						
DU						
ER/ES/sie						
WIR						
IHR						
SIE/sie						

F3.

Verbotsschilder. Was darf man hier nicht tun?





	<div>  </div> <div>  </div> <div>  </div>	
<p>F4.</p>	<p><b>Make a chart on Body-parts.</b> <b>FOR EXP:</b></p> <div data-bbox="352 1008 612 1366"> </div>	

