



Summer Holiday Homework

Dear Parent

We should always remind ourselves that **"Children will not remember us for the gifts we shower upon them but will always cherish the time you spend with your little ones."**

Summer vacations are an ideal opportunity for you to spend some time with your child and help to develop his/her motor skills and concentration. Keeping this in mind, our teachers have designed fun worksheets for our little kids to revise learnt concepts as well as to engage themselves in meaningful pursuits that will enhance their comprehension and reasoning skills.



Having this mind set we have designed a bunch of productive and fun –filled activities in the holiday homework with an integrated approach of learning. It is essential to channelize their energy with positive approach and in the right direction.

This will foster curiosity, develop creativity, enhance knowledge and in still the joy of learning among them.

General Instructions

1. The summer vacation is from **23rd May, 2025 to 1st July, 2025**.
2. The school will reopen on **2nd July, 2025 (Wednesday)**.
3. Send all clicked pictures (Father's Day & Yoga Day) in a pdf mentioning the name & class of the child to the class teacher.
4. The hard copies of all the work / activities must be compiled and stored in the folder safely.
5. For any guidance / assistance you may contact the class teacher.





ENHANCE LISTENING SKILLS

Read a story with your child daily. It will orient your child towards reading books and listening to facts. Apart from that it will bring your child's unique style of self-expression and develop creative communication. After reading or watching, ask questions like:

"Did you like the Story?"

"Which was your favorite's character?" etc.

Suggested Story Book Series:


- Karadi tales

https://www.youtube.com/watch?v=B_h1E8daKC8

- Name of the story: The Foolish Lion

Rhyme Time

- ◆ My body parts: <https://www.youtube.com/watch?v=0Trlt67kKE4>
- ◆ Old Mc Donald: <https://www.youtube.com/watch?v=QkOQGlik920>
- ◆ My Self <https://www.youtube.com/watch?v=YIyRFWDpTHE>
- ◆ I am a tree <https://youtu.be/Q5fXPMbitN8?feature=shared>



ENHANCE ORATORY SKILLS

Communication skills play a pivotal role in grooming the overall personality of the children. Let's motivate them to converse in English and to help him / her get acquainted with the language. Give more English words to increase her/his vocabulary. Motivate them to answer your questions in simple but full sentences.

Let's encourage the kids to use magic words (sorry, thank you, excuse me, please) in different situations on regular basis. Remember, them or you use these words so will your children.

Use these sentences regularly:

- ◆ How are you? I'm good. Thank You.
- ◆ I am thirsty. Please give me water.
- ◆ Please, open / close my tiffin /bottle.
- ◆ I am hungry. Please give me food.
- ◆ I have finished my work /food
- ◆ May I wash my hands?



PERSONALITY DEVELOPMENT

To inculcate 'Life skills'

Laying the table for lunch/dinner

- Buttoning his / her shirt
- Eating on their own
- Packing his / her school Bags
- Using fork and spoon
- Tying his / her shoe laces

Filling the water bottles









Values We Nurture!

Getting kids to complete tasks of everyday living is important to their development. Helping your child to identify their part of daily routine is one step toward practicing independence and responsibility.


• DAILY CHORE

Month-June						
Sunday	Monday	Tuesday	Wednesday	Thursday	Friday	Saturday
¹  Day Off	² Story Reading	³ Set table	⁴ Fold your clothes	⁵ Set your room with the help of your mother	⁶ Make Bed	⁷ Pick up your toys
⁸ Mask making	⁹  Day Off	¹⁰ Math Activity Make a caterpillar	¹¹ Learn two Magic words	¹² Story Reading	¹³ Bed Time Story (A Big Pig)	¹⁴ Help with Dinner
¹⁵ Father's Day Card making	¹⁶ Help with dinner	¹⁷  Day Off	¹⁸ Learn two Magic words	¹⁹ Help in Kitchen	²⁰ Make Bed	²¹ Yoga Day With family
²² Rhyme time	²³ Learn two new words	²⁴ Family tree making	²⁵  Day Off	²⁶ Set table	²⁷ Watering plants	²⁸ Fold your clothes
²⁹ Watering plants	³⁰					





Math
Fun with Numbers
Caterpillar Making Activity



Instructions to be followed:

- Take a black A3 sheet
- Make a caterpillar by using different colored circles. Write counting numbers according to your roll number
- Ask your ward to paste the circles in sequence and create a scene.
- Kindly refer the attached picture.

Roll no.1-3(1-10), Roll no.4-7(11-20), Roll no.8-10(21-30)

Roll no.11-14(31-40), Roll no.15-18(41-50)





Fun with Activity:

Seed pasting activity: one Seed and many Seeds

Make a cutout of fruits and paste one seed /many seeds on it. Paste seeds to make it more colorful and attractive.



Topic: Speaking Skills




As part of our Holiday Homework for EVS, we are encouraging our KG children to participate in a fun and educational Speaking Skills Activity on the theme “Animals” in the month of July.

The craft and the lines will be shared by the class teacher.

Father's Day Card Making

Let's celebrate Father's Day in a special way! Create a colorful card to show your love and appreciation for your father. Use your creativity to decorate it nicely. The picture below is for your reference.

<https://in.pinterest.com/pin/11540542793798688/>





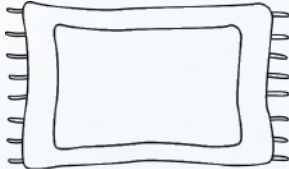
ENGLISH


Worksheet-1

Look at the picture and write the correct three letter word (sad, rat, mat, hat, tap)
















Worksheet-2

Vocabulary words tree

- Take a cardboard and make an alphabet tree on it by using your own creativity.
- Kindly refer the attached picture.



Study Time

- Take written practice of 'satipn' words in the **3 in 1** notebook like: at, it, ip, in, is, sat, pat, tap, nap.....





Worksheet-3

Fill the missing sound (o, i, u, a, e)

 s <input type="text"/> n	 m <input type="text"/> g
 d <input type="text"/> g	p <input type="text"/> n 
 w <input type="text"/> b	 f <input type="text"/> n
 s <input type="text"/> x	b <input type="text"/> g 
 c <input type="text"/> t	 b <input type="text"/> t
 w <input type="text"/> g	p <input type="text"/> g 





MATH - Worksheet - 4

Take written practice of these questions in your 3in1 notebook:

Q-Put the correct sign (<,>=)

a) 20 20

b) 10 19



















c) 15 11

d) 16 18



e) 5 10

f) 6 6

Q - Color The Correct number with a crayon :

 <input type="radio"/> 14	 <input type="radio"/> 18	 <input type="radio"/> 15	 <input type="radio"/> 18	 <input type="radio"/> 17	 <input type="radio"/> 19
 <input type="radio"/> 14	 <input type="radio"/> 12	 <input type="radio"/> 13	 <input type="radio"/> 16	 <input type="radio"/> 17	 <input type="radio"/> 15
 <input type="radio"/> 13	 <input type="radio"/> 12	 <input type="radio"/> 14	 <input type="radio"/> 12	 <input type="radio"/> 20	 <input type="radio"/> 14

Q- Count how many tens and how many Ones :

Tens	Ones	Tens	Ones	Tens	Ones
					
<input type="text"/>	<input type="text"/>	<input type="text"/>	<input type="text"/>	<input type="text"/>	<input type="text"/>

Q-Complete the series:

a) ____, 15, 16, ____, 18, 19, ____

b) 1, ____, ____, ____, 5, 6, ____


c) 10, ____, 12, 13, ____, 15, 16, ____





HINDI
WORKSHEET-5

चित्र पहचान कर स्वर लिखो व रंग भरो :















WORKSHEET-6

स्वरोँ का सही चित्र से मिलान करो

अ



आ



इ




ई



उ



ऊ



ए



ऐ

