



Summer Holiday Homework

Dear Parent

We should always remind ourselves that **"Children will not remember us for the gifts we shower upon them but will always cherish the time you spend with your little ones."**

Summer vacations are an ideal opportunity for you to spend some time with your child and help to develop his/her motor skills and concentration. Keeping this in mind, our teachers have designed fun worksheets for our little kids to revise learnt concepts as well as to engage themselves in meaningful pursuits that will enhance their comprehension and reasoning skills.



This will foster curiosity, develop creativity, enhance knowledge and in still the joy of learning among them.

General Instructions

1. The summer vacation is from 24th May to 1st July.
2. The school will reopen on 2nd July (Wednesday).
3. Send all clicked pictures (Father's Day & Yoga Day) in a pdf mentioning the name & class of the child to the class teacher.
4. The hard copies of all the work / activities must be compiled and stored in the folder safely.
5. For any guidance / assistance you may contact the class teacher.



Father's Day Activity

Tied with colors, Filled with Love!

Let's celebrate Father's Day in a special way! Create a colorful tie-shaped card to show your love and appreciation for your father. Use your creativity to decorate it nicely. The picture below is for your reference.





Yoga Day

Engaging in regular physical activity is especially important for young children, as it helps build strength and develop healthy bodies, and can even enhance academic performance. Encourage your child to get up early in the morning and to go outside and do some stretching and breathing exercises.


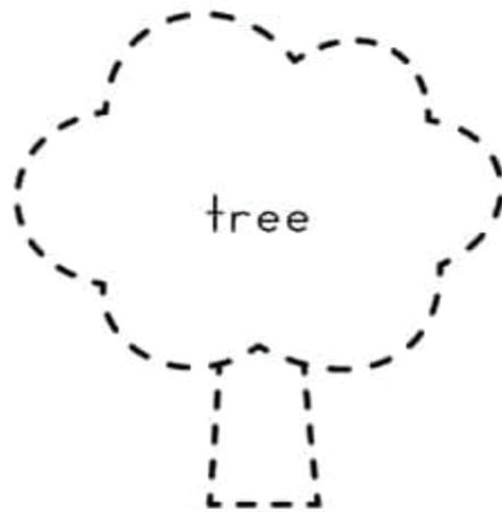
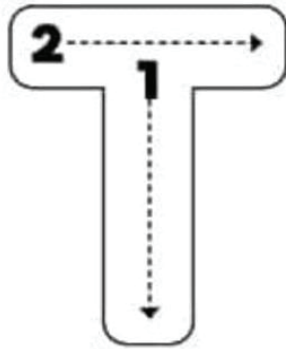
Practice these poses daily under the supervision of your parents.





Trace and Color

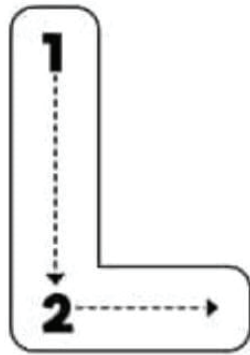
Trace & Color:





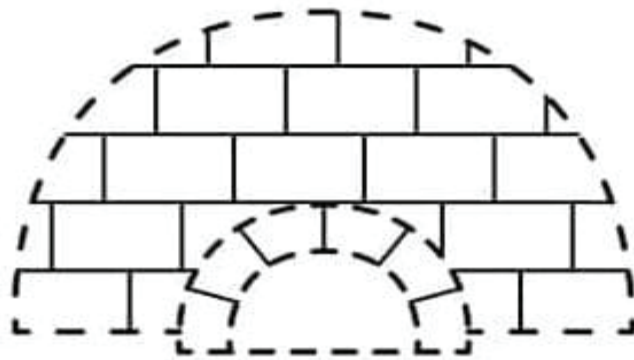
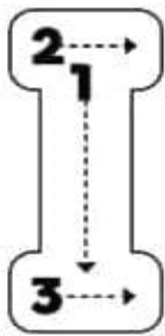
Trace and Color

Trace & Color:






Trace and Color



igloo




iguana






Trace and Color Circles






BIG AND SMALL

Color the big object using red color and small objects with yellow color in each box






Paste the cotton balls in the cloud, trace the lines and color the water droplets





Tear different colored papers into tiny bits. Spread glue on the butterfly's wings. Paste paper pieces on the wings. You may also paste some bindis/stones to decorate the butterfly.





Paste the picture of your family members in the Family tree.

